

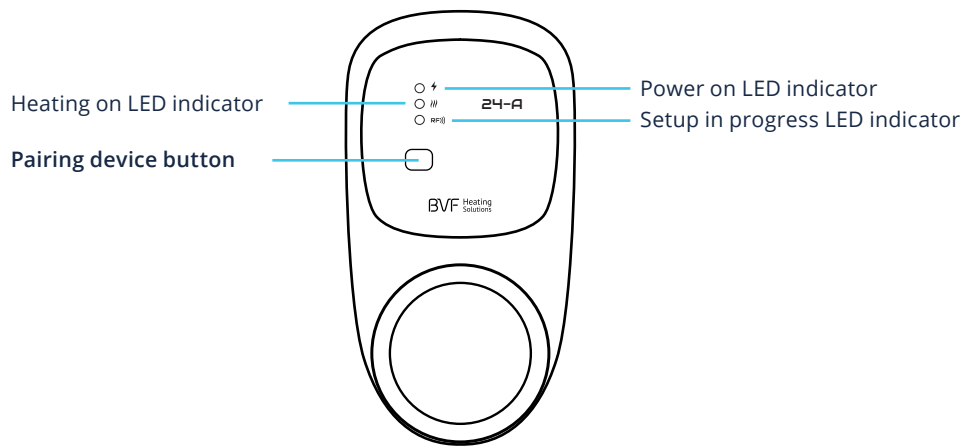
# BVF 24-A

RF plug receiver





## TECHNICAL DATA

Operating voltage:	230V, 50/60Hz
Capacity:	3600W/16A
Frequency:	868MHz
Dimensions:	70mm x 41.5mm x 140mm
Color:	White
IP protection rating:	IP 20
Certification:	CE



## PAIRING WITH 24-F

Adjust sender (24-F) parameter setting item 04 to 2 (internal sensor only) before pairing. (Factory default mode)

1. Long press the code pairing button on the receiver until LED flash.
2. Turn off sender by press on/off button, and long press **•••** until the RF code shows on the screen (XXXX), then please rotate button to left or right,  icon starts flashing.
3. Wait for a while till  icon stops flashing. Code pairing finished.